

Fitting / Order form

Date: 2023-01-05

Dealer information

Customer (name / code) /

Contact

Address

Post code / City /

Phone / Fax /

E-mail

Standard adaptations

Order information

User reference

Your reference

Your order number


Wheelchair serialnumber (for existing chair)

Fitting date User weight

Fitting date (dd-mm-yyyy) kg

Chassis

- Transportation tray**
F3, F5, F5 VS, M3, M5
*This adaptation makes it possible to transport various objects on your wheelchair.
The tray is easy to detach.
If the wheelchair is equipped with a luggage box you are able to switch between the two, since the chair have the same attachment.
A strap/belt is included.
Max payload 15kg*



- Small W320 D250 H50
- Medium W400 D300 H50
- Large W460 D400 H50

- Hydrographic colour kits for the chassis**
F3, F5, F5 VS, M3, M5
Individualize your colors to present your personality



- Fireball
- Carbon fibre
- Water lily

Seating and positioning

- Chest support roll**
F3, F5, F5 VS, M3, M5, X850

This chest support with rolling padding gives you a softer feeling if compared to the regular chest support.

The chest support padding will be mounted on the ordered chest support bracket.

- | | | |
|---|--------------------------------|--|
| <input type="checkbox"/> Vinyl | <input type="checkbox"/> 340mm | <input type="checkbox"/> Chest support holder fixed |
| <input type="checkbox"/> Textile (Mesh) | <input type="checkbox"/> 390mm | <input type="checkbox"/> Chest support holder adjustable |
| | <input type="checkbox"/> 440mm | |




- Fixed armrest holders (Orthesis)**

F3, F5, M3, M5, X850

Provides you with a fixed armrest holders. The holders are mounted on the seat frame and are adjustable in depth, height, and angle. These armrest DO NOT follow the backrest movement.

Note: The armrest needs to be ordered separately

Armrest height "H": mm



- Power single flip-up armrest left or right**

F3, F5, F5 VS, M3, M5

Provide you with the possibility to flip up armrest when entering the chair or when you need to have free space to the steering wheel in the car.

Specify operating buttons/switches and their position.

To be operated with:

- | | |
|--------------------------------|--|
| <input type="checkbox"/> left | <input type="checkbox"/> Joystick seating mode |
| <input type="checkbox"/> right | <input type="checkbox"/> 1 Button, toggle up/down |
| | <input type="checkbox"/> 2 separate buttons, up and down |



- Power independent dual flip-up armrests**

F3, F5, F5 VS, M3, M5

Provide you with the possibility to flip up armrests when entering the chair or when you need to have free space to the steering wheel in the car.

Specify operating buttons/switches and their position.

To be operated with:

- Joystick seating mode
- 1 Button, toggle up/down
- 2 separate buttons, up and down



Locking pin

F3, F5, F5 VS, M3, M5

Locking pin is used to lock the swing away table.

- | | |
|--------------------------------------|---|
| <input type="checkbox"/> Mounted | Distance: back - stomach cutout <input type="text"/> cm |
| <input type="checkbox"/> Not mounted | |



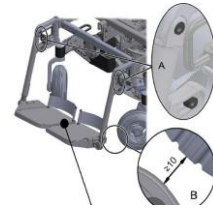
Leg positioning

Swing-away legrests

F3, F5, M3, M5

This customization features a detachable (tool less) swing away legrests for easy transfer in and out of the wheelchair.

Legrests angle (90°-115°) and footplate angles (Dorsi/Plantar Flexion up to 360° / Inversion/eversion 30°) are adjustable (tool required).

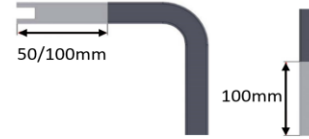


Lowerleg length (seatplate - footplate): mm

Extended knee support

F3, F5, F5 VS, M3, M5

This extends the range of the kneesupport in height and/or in depth.



Depth +50mm +100mm
 Height +50mm +100mm

Knee support with gel insert

F3, F5, F5 VS, M3, M5

This replaces the standard foam in the knee support with a Gel insert for a softer feeling.



Powered flip-up single footplate

F3, F5, F5 VS, M3, M5

This adaptation gives you the option to control/flip up both footplates simultaneously through the joystick or buttons.

Minimum lowerleg length 285mm seatplate to footplate

Specify operating buttons/switches and their position.



Lowerleg length (seatplate - footplate): mm

To be operated with:
 Joystick seating mode
 1 Button, toggle up/down
 2 separate buttons, up and down

Powered independent dual flip-up footplate

F3, F5, F5 VS, M3, M5

This adaptation gives you the option to control/flip up your left and right footplate independently through the joystick or buttons.

Minimum lowerleg length 285mm seatplate to footplate

Specify operating buttons/switches and their position.



Lowerleg length (seatplate - footplate): mm

To be operated with:
 Joystick seating mode
 1 Button, toggle up/down
 2 separate buttons, up and down

Separate powered legrests

F3, F5, M3, M5

Left and right legrest are individually power adjustable, controlled via joystick or switch box.

They can be controlled independently or simultaneously



To be operated with:
 Joystick seating mode
 Seat function switch box

Alternative controls

- Rear view camera**
F3, F5, F5 VS, M3, M5

Gives additional safety whilst maneuvering through tight spaces. Display is preferable mounted on one of the armrests with Permofix.

Display mounting position: left
 right



- Piko button 29mm ø**
All models

A robust and heavy duty button. Available in four colors.



yellow blue red

yellow blue red

Function Button 1

Position Button 1

Function Button 2

Position Button 2

- Rain cover for joysticks**
All models

Protects your joystick from the elements.

