

TiLite manual wheelchairs | Creative Mobility Division

Backrest options



How to order

Catalog

1. Identify CMDs you wish to order and fill out. Please confirm compatibility with the chair you're ordering.
2. Fill out the catalog page corresponding to that CMD with the required information for us to complete your request.
 - EZ-Ti ID, PO#, or Quote# if available.
 - Measurements, selections, and special instructions if necessary.
3. Email the filled out page(s) to chairs.tilite@permobil.com and include Order Form if applicable.

Order Forms

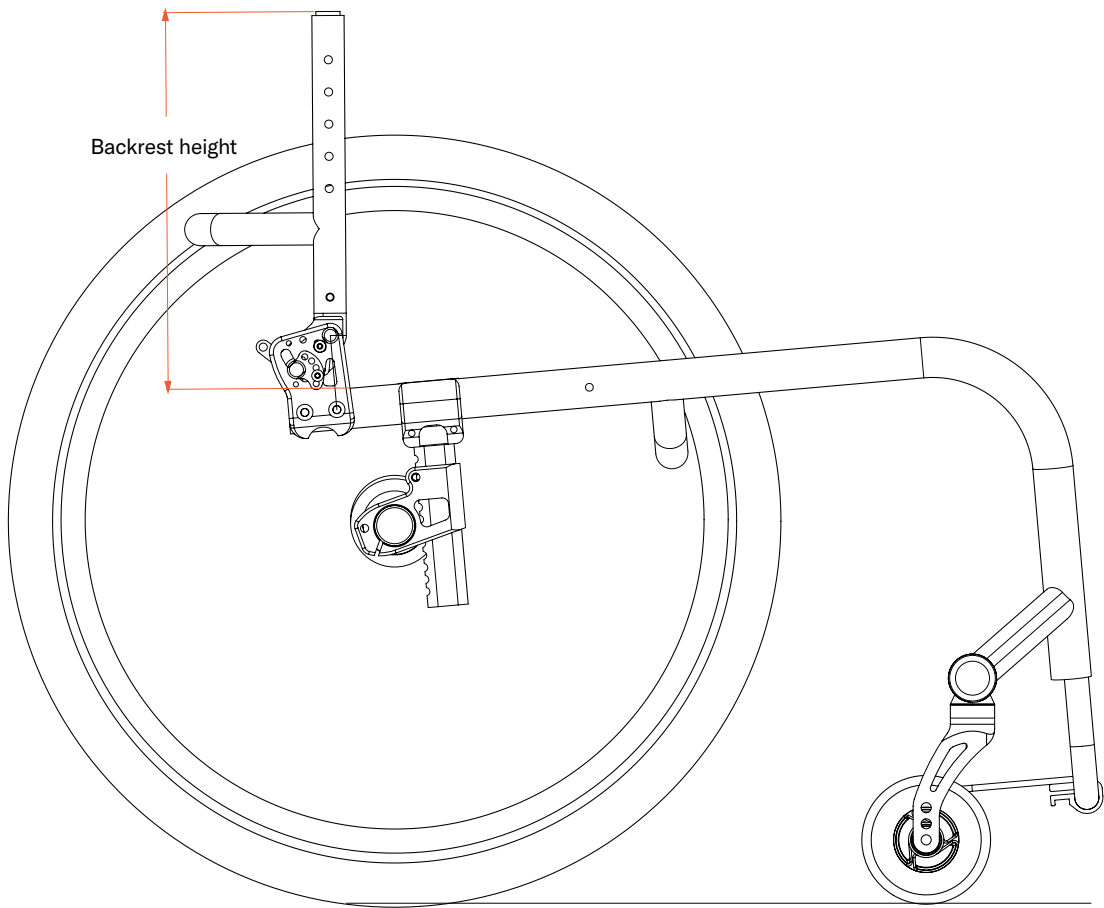
1. Identify CMDs you wish to order and fill out. Please confirm compatibility with the chair you're ordering.
2. In the "Notes" section on the last page of the order form, include the following information:
 - CMD number(s) being requested.
 - Measurements, selections, and special instructions if necessary.
3. Submit Order Form via email (chairs.tilite@permobil.com) or fax (509) 586-2413.

EZ-Ti

1. Identify CMDs you wish to order and fill out. Please confirm compatibility with the chair you're ordering.
2. In the "CMD" section on the Summary page of EZ-Ti, include the following information:
 - CMD number(s) being requested.
 - Measurements, selections, and special instructions if necessary.
3. Submit quote request via EZ-Ti.

Please note, custom requests may impact quote turnaround time and chair build time. Pricing for these custom options may vary based on the amount of added labor and material costs.

Unique adjustable-height, fold-down backrest CMD #9



EZ-Ti ID _____

PO# _____

Clinical rationale

This modification is indicated when a client needs a specific height on a fold-down backrest. Indication could be for individual positioning or to accommodate for a rigid aftermarket backrest hardware.

Available on:

TiLite TR, TiLite TRA, TiLite ZR, TiLite ZRA, TiLite Aero T, TiLite Aero Z, TiLite TWIST

Notes:

- Choose Aluminum or Titanium back on order form.
- Only available on Rigid Frames.
- The height adjustment range is 2 1/2" upwards from the specified height.
- Please round desired height to the nearest 1/2".
- May not work with all chair configurations.
- Max height is 4" over standard.

Required information

(Insert required information for CMD-E to complete this request)

Select one: ☐ Push handles OR ☐ No push handles

Backrest Height: _____

Backrest Range: _____

Special Instructions



⚠ NOTE: Permobil's warranty does not cover Creative Mobility Division frames and frame components, unless Permobil determines that the frame or frame component was defectively manufactured.

Fixed-height folding backrest CMD #17

EZ-Ti ID _____

PO# _____

Clinical rationale

This modification is indicated for individuals who know their exact back height, but also require their backrest to be folded down for transport.

Available on:

TiLite TR, TiLite TRA, TiLite ZR, TiLite ZRA, TiLite Aero T, TiLite Aero Z

Notes:

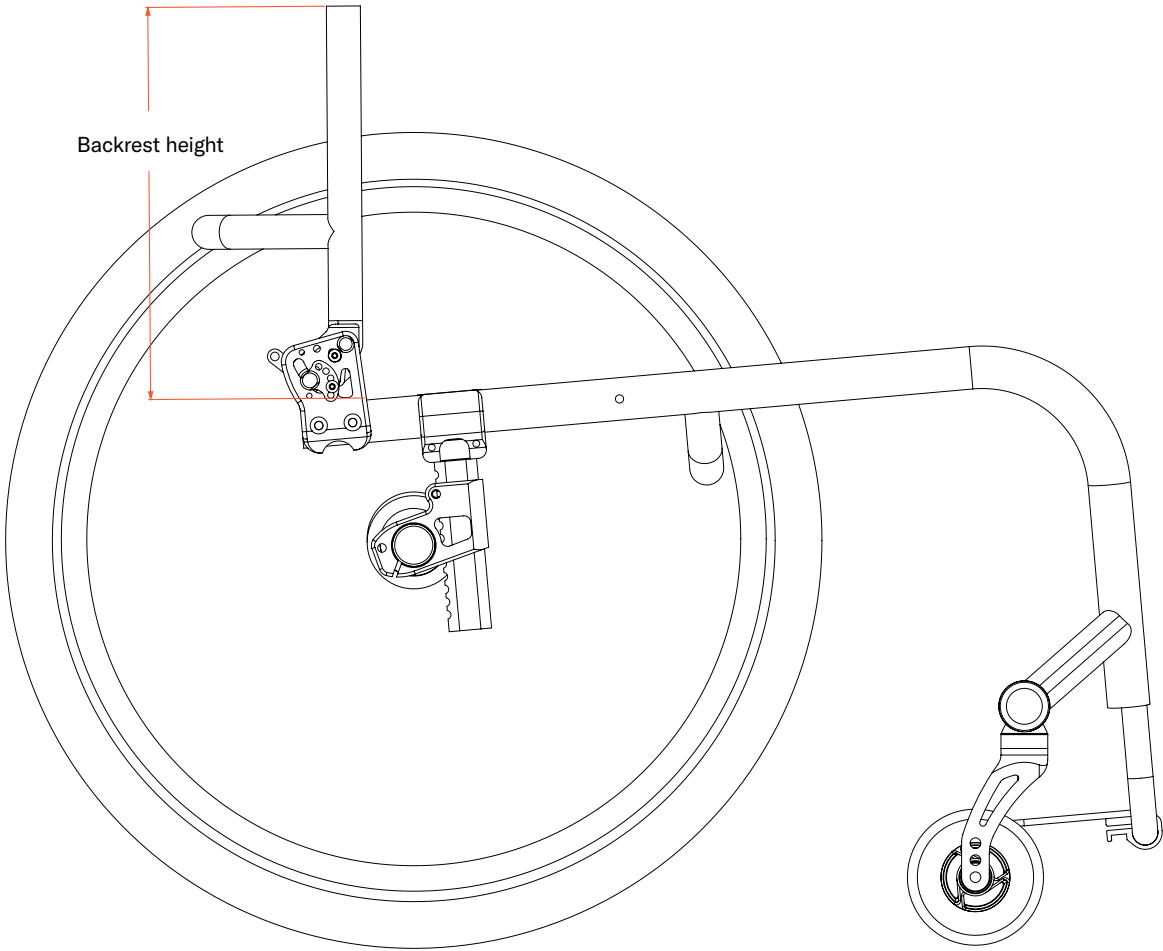
- Up to 4" taller than highest standard height is available.
- May not work with all chair configurations.

Required information

(Insert required information for CMD-E to complete this request)

Fixed height: _____

Select: ☐ Push handles OR ☐ No push handles



Special Instructions



⚠ NOTE: Permobil's warranty does not cover Creative Mobility Division frames and frame components, unless Permobil determines that the frame or frame component was defectively manufactured.

Adapted adj-height or fix-height on non-fold backrest CMD #19

EZ-Ti ID _____

PO# _____

Clinical rationale

Modification indicated for individuals who require a fixed/non-folding backrest, but require height adjustability in the posts or require a specific height that is not standard on the order form.

Available on:

TiLite TR, TiLite TRA, TiLite ZR, TiLite ZRA

Notes:

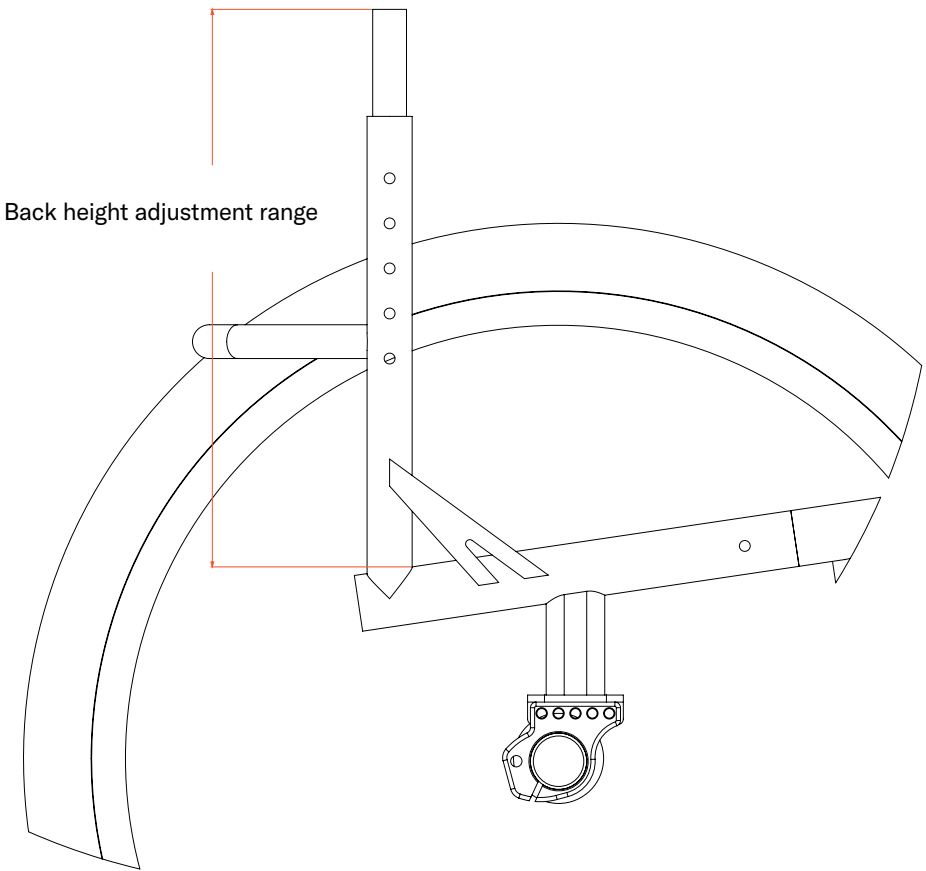
- Only available on Titanium frames.
- May not work with all chair configurations.
- It is recognized a non-folding backrest is available on some of the models mentioned above. However, this adaptation provides adjustable heights.
- Available with integrated or integrated fold-down push handles.
- Uprights will be made from 1" diameter x 0.051" wall-thickness titanium tubing.
- If a push handle is desired, select it on the order form/EZ-Ti.
- Minimum height is 9.5", Maximum height is 22".
- May not work with all chair configurations.
- Not available with Transit /Transport Tie-Downs.

Required information

(Insert required information for CMD-E to complete this request)

For Fixed Height:
Height to be set at: _____

For Adjustable Height:
Height Adjustment Range: _____ to _____
Height to Set at: _____



Special Instructions



⚠ NOTE: Permobil's warranty does not cover Creative Mobility Division frames and frame components, unless Permobil determines that the frame or frame component was defectively manufactured.

Inward tapered backrest with adjustable or fixed height

CMD #26

EZ-Ti ID _____

PO# _____

Clinical rationale

Modification indicated for individuals who present with more narrow shape at chest and shoulders than hip width.

Available on:

TiLite TR, TiLite TRA, TiLite ZR, TiLite ZRA, TiLite Aero T, TiLite Aero Z

Notes:

- Chair can have folding or non-folding backrest. The latter requires the chair to be a titanium model and may incur additional CMD charges.
- Whether a fixed height or adjustable height, the tapered backrest dimension indicated will be designed at the set-at backrest height the customer indicates.
- May not work on all configurations.
- Taper dimension changes as the seat back height is adjusted.
- Height of the rigidizer back bar may vary with the amount of taper.
- Chair can have folding or non-folding backrest.

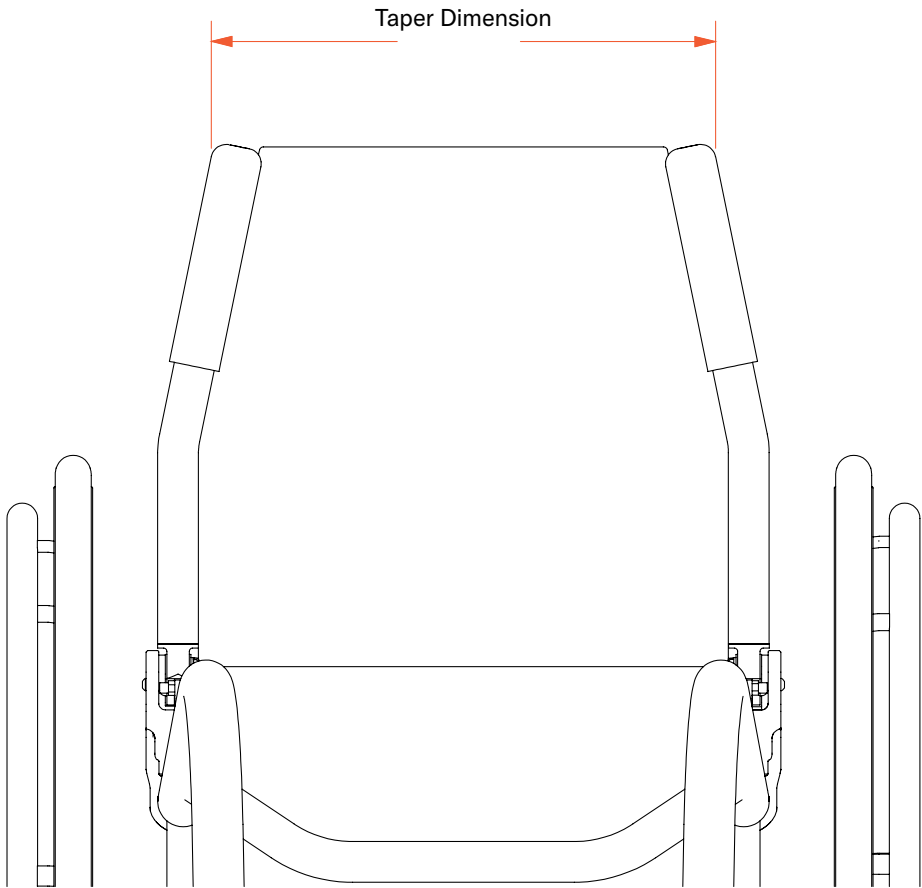
Required information

(Insert required information for CMD-E to complete this request)

Taper Dimension: _____

Set-at seat-back height: _____

If adjustable, the range desired: _____



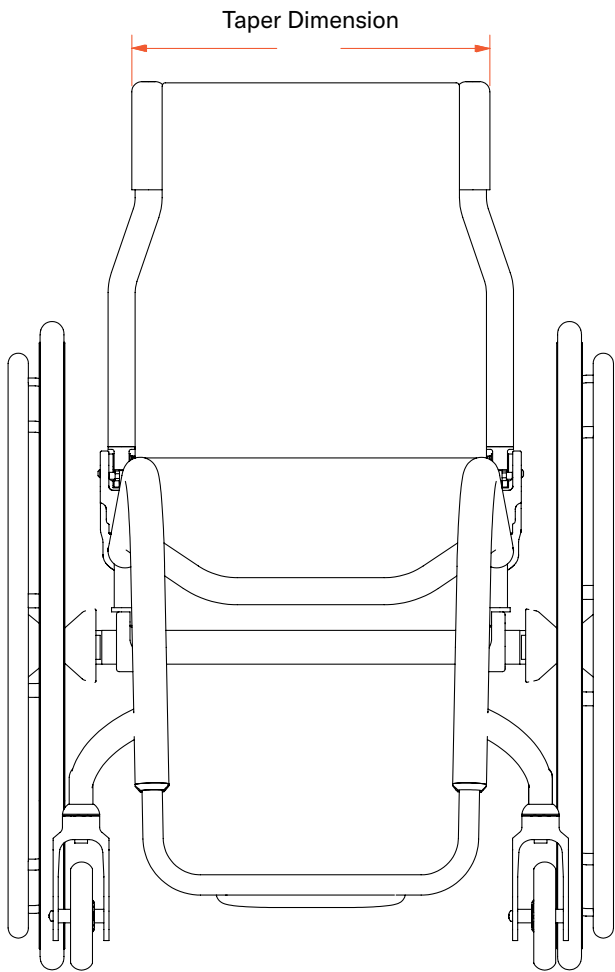
Special Instructions



⚠ NOTE: Permobil's warranty does not cover Creative Mobility Division frames and frame components, unless Permobil determines that the frame or frame component was defectively manufactured.

Inward taper S-curve backrest with adjustable or fixed height

CMD #27



EZ-Ti ID _____

PO# _____

Clinical rationale

Modification indicated for individuals who present with more narrow shape at chest and shoulders than hip width.

Available on:

TiLite TR, TiLite TRA, TiLite ZR, TiLite ZRA, TiLite Aero T, TiLite Aero Z

Notes:

- Chair can have folding or non-folding backrest. The latter requires the chair to be a titanium model and may incur additional CMD charges.
- Whether a fixed height or adjustable height, the tapered backrest dimension indicated will be designed at the set-at backrest height the customer indicates.
- May not work on all configurations.
- Taper dimension changes as the seat back height is adjusted.
- Height of the rigidizer back bar may vary with the amount of taper.

Required information

(Insert required information for CMD-E to complete this request)

Taper Dimension: _____

Set-at seat-back height: _____

If adjustable, the range desired: _____

Special Instructions



⚠ NOTE: Permobil's warranty does not cover Creative Mobility Division frames and frame components, unless Permobil determines that the frame or frame component was defectively manufactured.

Outward taper S-curve backrest with adjustable or fixed height CMD #28

EZ-Ti ID _____

PO# _____

Clinical rationale

Modification indicated for individuals who present with more narrow shape at hip width than at the chest and shoulders.

Available on:

TiLite TR, TiLite TRA, TiLite ZR, TiLite ZRA, TiLite Aero T, TiLite Aero Z

Notes:

- Must be a medium or tall range backrest.
- Chair can have folding or non-folding backrest. The latter requires the chair to be a titanium model and may incur additional CMD charges.
- Height of rigidizer bar may vary with the amount of taper and height.
- Outward tapered seat back may interfere with Swing-away Armrests. CMD-E to confirm clearance if Swing-away armrests are ordered.
- May not work in certain chair configurations.

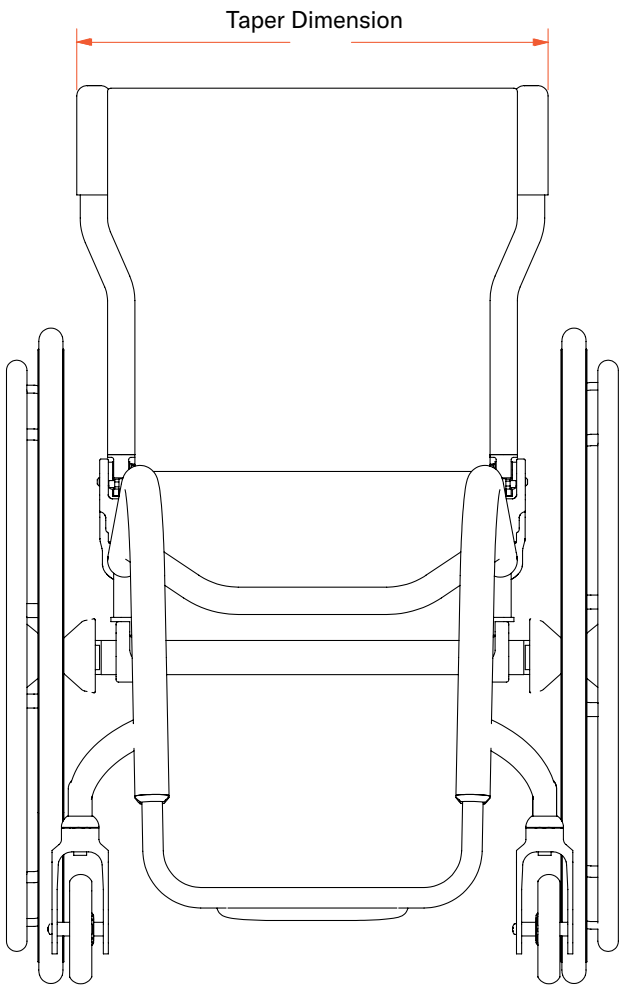
Required information

(Insert required information for CMD-E to complete this request)

Taper Dimension: _____

Set-at seat-back height: _____

If adjustable, the range desired: _____



Special Instructions



⚠ NOTE: Permobil's warranty does not cover Creative Mobility Division frames and frame components, unless Permobil determines that the frame or frame component was defectively manufactured.

Outward taper backrest with adjustable or fixed height

CMD #29

EZ-Ti ID _____

PO# _____

Clinical rationale

Modification indicated for individuals who present with more narrow shape at hip width than at the chest and shoulders.

Available on:

TiLite TR, TiLite TRA, TiLite ZR, TiLite ZRA, TiLite Aero T, TiLite Aero Z

Notes:

- Only available on Titanium frames.
- Available on rigid chairs only.
- Taper dimension changes as seat back height is adjusted.
- Height of rigidizer bar may vary with the amount of taper.
- May not work with all chair configurations.
- Outward taper may interfere with armrest or wheels; CMD-E to confirm clearances.
- Whether a fixed height or adjustable height, the outward-tapered backrest dimension indicated will be designed at the set-at backrest height the customer indicates.

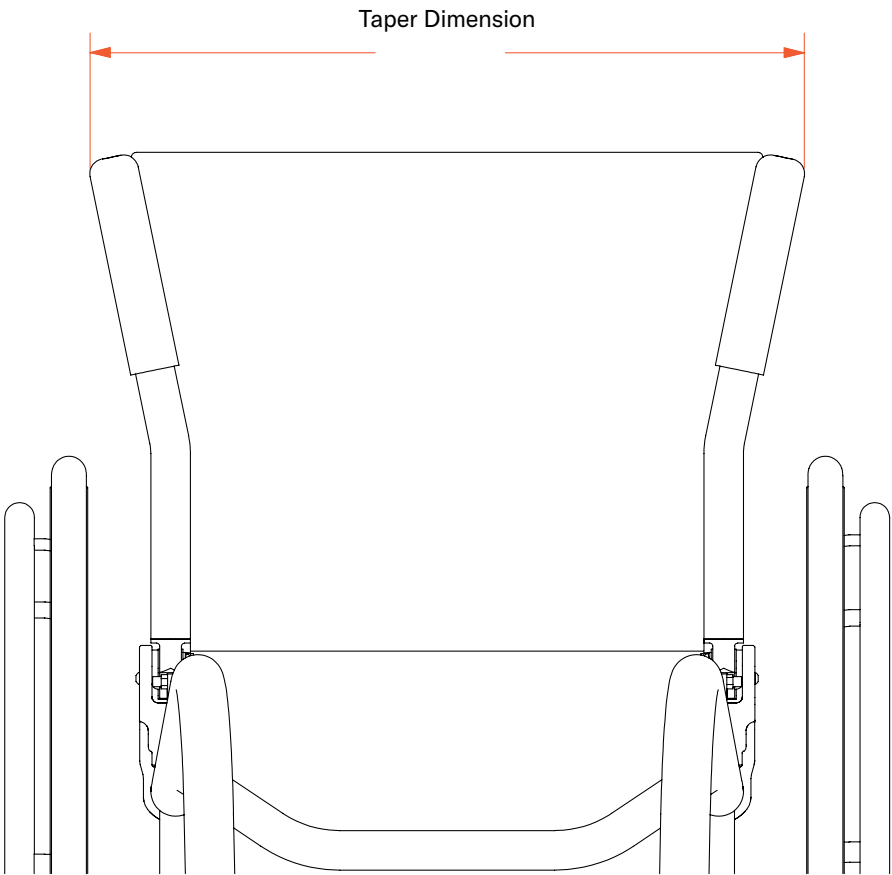
Required information

(Insert required information for CMD-E to complete this request)

Taper Dimension: _____

Set-at seat-back height: _____

If adjustable, the range desired: _____



Special Instructions



⚠ NOTE: Permobil's warranty does not cover Creative Mobility Division frames and frame components, unless Permobil determines that the frame or frame component was defectively manufactured.

Unique height/shaped backrest rigidizer bar CMD #85

EZ-Ti ID _____

PO# _____

Clinical rationale

Modification indicated to accommodate solid back support hardware placement or accommodate necessary seat-to-back angles to meet positioning needs.

Available on:

TiLite Aero Z, TiLite ZRA, TiLite ZR, TiLite Aero T, TiLite TRA, TiLite TR, TiLite TWIST, TiLite Rigid 2GX

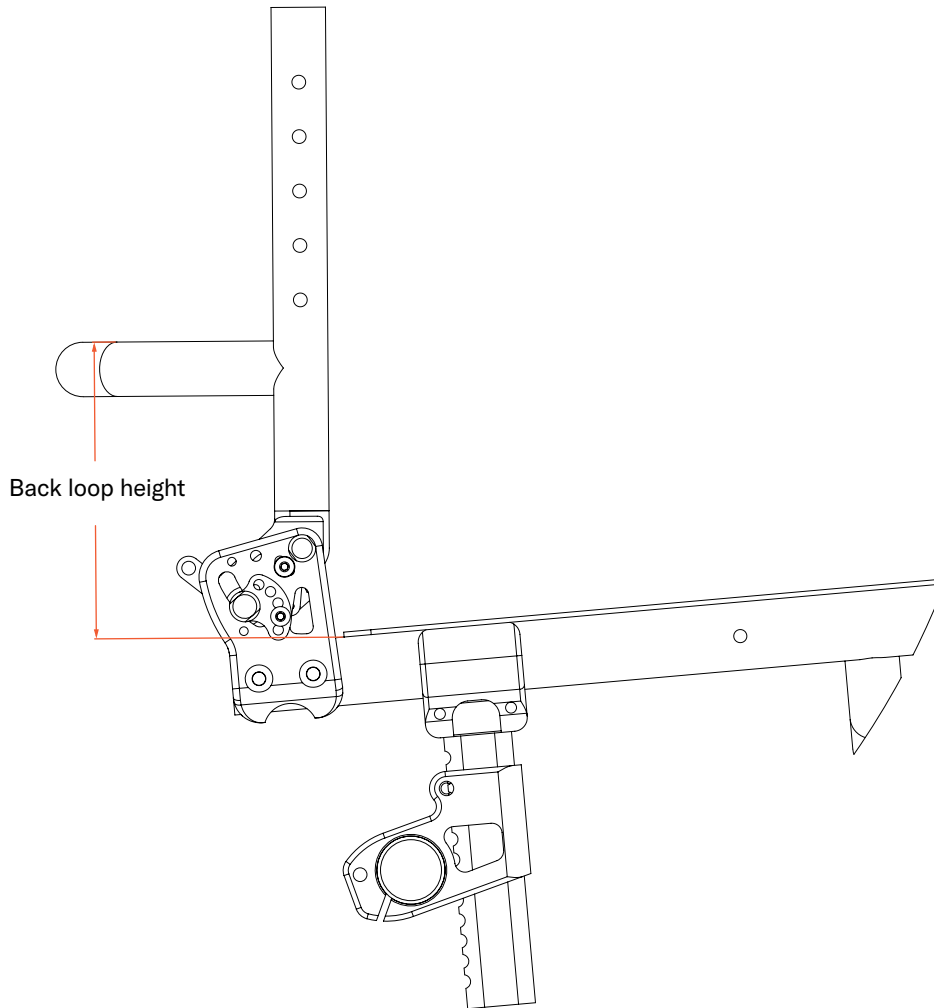
Notes:

For unique heights on folding backrests:

- From top of seat tube to top of rigidizer bar is a min of 4.5".
- From the top of the backrest frame to the top of the tube is a min of 3"

For Unique shape:

- Depth can be up to 6" from front edge of upright to front edge of rigidizer bar.
- The bends in the rigidizer bar will be limited to 90° bends.
- Unique depth bars will be bent not rounded.



Special Instructions



⚠ NOTE: Permobil's warranty does not cover Creative Mobility Division frames and frame components, unless Permobil determines that the frame or frame component was defectively manufactured.

TiLite manual wheelchairs

Creative Mobility Division

2701 West Court St, Pasco, WA 99301
Phone +1 509 586 6117 | 800 545 2266



permobil