



Innovative technology

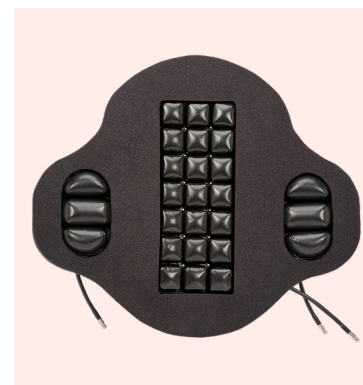
BOA®

The BOA reel and cable system delivers smooth, even positioning adjustments. While using the ACTA-Relief back, each click offers one millimeter of precision fit for the individual.




ROHO air inserts

The ROHO AGILITY Max Contour back system is the only deep back that features independent adjustable lateral air pads.



Aluminum stays


Comfort offers patented moldable aluminum stays in the ACTA-BACK backs that conform and support the individual's posture.



Hardware & positioning

The Comfort Compass Power Mount Bracket streamlines installation on all manufacturer's power wheelchairs with 8" of height adjustability, allowing integration with every ACTA-series back support. Comfort's Compass Quick Release hardware boasts full adjustability for height, depth, and recline angle with the added convenience of making all adjustments while the user is seated in the wheelchair. The Quick Release feature enables the vertical removal of the back support within seconds for enhanced user convenience.

ROHO's AGILITY Direct Mount Hardware is seamlessly compatible with Permobil power wheelchairs featuring 3rd generation Corpus seating, and ensures easy installation with less than 1/2" loss of seat depth. The AGILITY Active Series integrated adjustable hardware uses robust Zytel® discs for secure and reliable attachment. The ROHO removable hardware is also made from durable Zytel® composite material and provides easy adjustments in angle, height, and depth all accomplished with a single tool.



BOA® is a trademark of BOA Technology, Inc.
Zytel® is a registered trademark of Dupont Polymers, Inc

Back supports

Comparison matrix





Comfort ACTA-BACK®



Comfort ACTA-EMBRACE®



Comfort ACTA-BACK® Deep



Comfort ACTA-Relief



ROHO® AGILITY® Standard Series Max Contour



Comfort ACTA-BACK® Contour



ROHO® AGILITY® Active Aluminum Min & Mid Contour



ROHO® AGILITY® Active Carbon Min & Mid Contour



ROHO® AGILITY® Custom



Comfort designs



Comfort TruShape

Width	12" - 24" (2" increments)	10" - 24" (2" increments)	12" - 24" (2" increments)	14" - 20" (2" increments)	14" - 20" (1" increments)	16" - 24" (2" increments)	14" - 18" (1" increments)	14" - 18" (1" increments)	14" - 20" (1" increments)	10" -28" + Varies: (2" increments)	Based on individual measurements
Length / Heights	10" - 22" (2" increments)	10" - 22" (2" increments)	12" - 22" (2" increments)	10" - 22" (2" increments)	16", 18", 20"	16" - 22" (2" increments)	8", 10"	10", 13", 16"	16", 18", 20"	10" - 22" + Varies: (2" increments)	Based on individual measurements
Contours	—	—	3", 5", 7" deep wing	—	7"	5" and 8" deep wing	4" 5.5"	4" 5.5"	Customize cell heights: 1.25", 2.25", 3.25", 4.25"	Available on: ACTA-BACK Deep ACTA-BACK Deep ACTA-Relief ACTA-EMBRACE	Based on individual measurements
Shell	Moldable aluminum	Aluminum	Moldable aluminum	Aluminum	Aluminum	Moldable aluminum	Aluminum	Carbon	Aluminum	Aluminum	Materials vary
Hardware	2 pt and 4 pt Quick Release 2 pt and 4 pt Fixed Power mount	2 pt and 4 pt Quick Release 2 pt and 4 pt Fixed Power mount	2 pt and 4 pt Quick Release 2 pt and 4 pt Fixed Power mount	2 pt and 4 pt Quick Release 2 pt and 4 pt Fixed Power mount	Fixed Quick Release Direct Mount	2 pt and 4 pt Quick Release 2 pt and 4 pt Fixed Power mount	Fixed Adjustable	Fixed Adjustable	Fixed Quick Release Direct Mount	2 pt and 4 pt Quick Release 2 pt and 4 pt Fixed Power mount	Fixed Power mount
Insert Material	3 layer foam	2 layer foam	3 layer foam	Foam, BOA® Fit System	Air insert(s) and lumbar or Air insert(s) only	3 layer foam	Foam	Foam with air insert	Air cells	Custom	Custom foam
Cover Options	COMFORT-TEK® STRETCH-AIR®	COMFORT-TEK® STRETCH-AIR®	COMFORT-TEK® STRETCH-AIR®	COMFORT-TEK® STRETCH-AIR®	Spacer fabric with diamond weave	COMFORT-TEK® STRETCH-AIR®	Spacer fabric	Spacer fabric	Spacer fabric	COMFORT-TEK® STRETCH-AIR®	Neoprene Spacer fabric Breathe 4™ COMFORT-TEK® STRETCH-AIR®
Weight Capacity	10"-18" wide - 250 lbs 20" wide - 300 lbs 22" wide - 350 lbs 24" wide - 400 lbs	10"-18" wide - 250 lbs 20" wide - 300 lbs 22" wide - 350 lbs 24" wide - 400 lbs	10"-18" wide - 250 lbs 20" wide - 300 lbs 22" wide - 350 lbs 24" wide - 400 lbs	14" - 18" wide - 250 lbs 20" wide - 300 lbs	300 lbs	10"-18" wide - 250 lbs 20" wide - 300 lbs 22" wide - 350 lbs 24" wide - 400 lbs	300 lbs	300 lbs	300 lbs	10"-18" wide - 250 lbs 20" wide - 300 lbs 22" wide - 350 lbs 24" wide - 400 lbs	No weight limit if appropriately sized to the individual
Headrest Option	Yes	Yes	Yes	Yes	Yes	Yes	No	No	Yes	Yes	Yes
Laterals Option	Yes	Yes	No	Yes	Yes	No	No	No	Yes	Yes	Yes
Warranty	Cover: 6 months Back shell, hardware & foam: 60 months	Cover: 6 months Back shell, hardware & foam: 60 months	Cover: 6 months Back shell, hardware & foam: 60 months	Cover: 6 months Back shell, hardware & foam: 60 months	Back shell & hardware: 60 months Foam, cover & air insert: 18 months	Cover: 6 months Back shell, hardware & foam: 60 months	Back shell & hardware: 60 months Foam, cover: 18 months	Back shell & hardware: 60 months Foam, cover & air insert: 18 months	Back shell & hardware:60 months Custom air insert: 36 months	Cover: 6 months Back shell, hardware & foam: 60 months	Cover: 6 months Back shell, hardware and foam: 60 months
Add-ons	Accent colors, embroidery, privacy flap	Accent colors, embroidery, privacy flap	Accent colors, embroidery, privacy flap	Accent colors, embroidery, privacy flap	Privacy Shield	Accent colors, embroidery, privacy flap	—	—	Privacy Shield	Accent colors, embroidery, privacy flap	Double reinforcement, Soft spots, Soft spot overlay, Ventilation holes, Extra cover

