

Back supports

# Comparison matrix



**COMFORT**  
ACTA-RELIEF

**permobil**





**Comfort  
Visco Back®**



**Comfort  
Elements®**



**Comfort  
ACTA-BACK®**



**Comfort  
ACTA-EMBRACE®**

<b>HCPCS</b>	E2611/E2612	E2611/E2612	E2613/E2614	E2613/E2614
<b>Coding type</b>	General use back	General use back	Positioning back, posterior	Positioning back, posterior
<b>Width</b>	16" - 24" (2" increments)	15" - 21" 22" - 25"	12" - 24" (2" increments)	10" - 24" (2" increments)
<b>Length / Heights</b>	14" - 22" (2" increments)	16"	10" - 22" (2" increments)	10" - 22" (2" increments)
<b>Contours</b>	—	—	—	—
<b>Shell</b>	Aluminum		Moldable aluminum	Aluminum
<b>Hardware</b>	2 pt and 4pt Quick Release	N/A Strapping system	2 pt and 4 pt Quick Release 2 pt and 4 pt Fixed Power mount	2 pt and 4 pt Quick Release 2 pt and 4 pt Fixed Power mount
<b>Insert Material</b>	3 layer foam	1" foam	3 layer foam	2 layer foam
<b>Cover Options</b>	COMFORT-TEK® STRETCH-AIR®	COMFORT-TEK® STRETCH-AIR®	COMFORT-TEK® STRETCH-AIR®	COMFORT-TEK® STRETCH-AIR®
<b>Weight Capacity</b>	16-18" 250 lbs 20" 300 lbs 22" 350 lbs 24" 400 lbs	15" - 21" 250 lbs 22" - 25" 300 lbs	10"-18" wide - 250 lbs 20" wide - 300 lbs 22" wide - 350 lbs 24" wide - 400 lbs	10"-18" wide - 250 lbs 20" wide - 300 lbs 22" wide - 350 lbs 24" wide - 400 lbs
<b>Headrest Option</b>	Yes	No	Yes	Yes
<b>Laterals Option</b>	Yes	No	Yes	Yes
<b>Warranty</b>	Cover: 6 months Back shell, hardware & foam: 60 months	Cover: 6 months Back shell, hardware & foam: 60 months	Cover: 6 months Back shell, hardware & foam: 60 months	Cover: 6 months Back shell, hardware & foam: 60 months
<b>Add-ons</b>	Privacy flap	—	Accent colors, embroidery, privacy flap	Accent colors, embroidery, privacy flap



**Comfort**  
ACTA-BACK® Deep



**Comfort**  
ACTA-Relief



**ROHO®**  
AGILITY® Standard  
Series Max Contour



**Comfort**  
ACTA-BACK® Contour

E2615/E2616	E2615	E2615	E2620/E2621
Positioning back, posterior lateral	Positioning back, posterior lateral	Positioning back, posterior lateral	Positioning back, planar with lateral supports
12" - 24" (2" increments)	14" - 20" (2" increments)	14" - 20" (1" increments)	16" - 24" (2" increments)
12"- 22" (2" increments)	10" - 22" (2" increments)	16", 18", 20"	16" - 22" (2" increments)
3", 5", 7" deep wing	—	7"	5" and 8" deep wing
Moldable aluminum	Aluminum	Aluminum	Moldable aluminum
2 pt and 4 pt Quick Release 2 pt and 4 pt Fixed Power mount	2 pt and 4 pt Quick Release 2 pt and 4 pt Fixed Power mount	Fixed Quick Release Direct Mount	2 pt and 4 pt Quick Release 2 pt and 4 pt Fixed Power mount
3 layer foam	Foam, BOA® Fit System	Air insert(s) and lumbar	3 layer foam
COMFORT-TEK® STRETCH-AIR®	COMFORT-TEK® STRETCH-AIR®	Spacer fabric	COMFORT-TEK® STRETCH-AIR®
10"-18" wide - 250 lbs 20" wide - 300 lbs 22" wide - 350 lbs 24" wide - 400 lbs	14" - 18" wide - 250 lbs 20" wide - 300 lbs	300 lbs	10"-18" wide - 250 lbs 20" wide - 300 lbs 22" wide - 350 lbs 24" wide - 400 lbs
Yes	Yes	Yes	Yes
No	Yes	Yes	No
Cover: 6 months Back shell, hardware & foam: 60 months	Cover: 6 months Back shell, hardware & foam: 60 months	Back shell & hardware: 60 months Foam, cover & air insert: 18 months	Cover: 6 months Back shell, hardware & foam: 60 months
Accent colors, embroidery, privacy flap	Accent colors, embroidery, privacy flap	Privacy Shield	Accent colors, embroidery, privacy flap



**Comfort**  
ACTA-Relief LTS



**Comfort**  
ACTA-EMBRACE® LTS



**ROHO®**  
AGILITY® Active  
Aluminum Min &  
Mid Contour



**ROHO®**  
AGILITY® Active  
Carbon Min & Mid  
Contour

<b>HCPCS</b>	E2620	E2620/E2621	E2620	E2620
<b>Coding type</b>	Positioning back, planar with lateral supports	Positioning back, planar with lateral supports	Positioning back, planar with lateral supports	Positioning back, planar with lateral supports
<b>Width</b>	14" - 20" (2" increments)	10" - 24" (2" increments)	14" - 18" (1" increments)	14" - 18" (1" increments)
<b>Length / Heights</b>	12" - 22" (2" increments)	10" - 22" (2" increments)	8", 10"	10", 13", 16"
<b>Contours</b>	3" L x 4" D 4" L x 5" D 4" L x 6.5" D 5" L x 6.5" D	3" L x 4" D 4" L x 5" D 4" L x 6.5" D 5" L x 6.5" D	4" 5.5"	4" 5.5"
<b>Shell</b>	Aluminum	Aluminum	Aluminum	Carbon
<b>Hardware</b>	2 pt and 4 pt Quick Release 2 pt and 4 pt Fixed Power mount	2 pt and 4 pt Quick Release 2 pt and 4 pt Fixed Power mount	Fixed Adjustable	Fixed Adjustable
<b>Insert Material</b>	Foam, BOA® Fit System	2 layer foam	Foam	Foam with air insert
<b>Cover Options</b>	COMFORT-TEK® STRETCH-AIR®	COMFORT-TEK® STRETCH-AIR®	Spacer fabric	Spacer fabric
<b>Weight Capacity</b>	14" - 18" wide - 250 lbs 20" wide - 300 lbs	10"-18" wide - 250 lbs 20" wide - 300 lbs 22" wide - 350 lbs 24" wide - 400 lbs	300 lbs	300 lbs
<b>Headrest Option</b>	Yes	Yes	No	No
<b>Laterals Option</b>	Yes	Yes	No	No
<b>Warranty</b>	Cover: 6 months Back shell, hardware & foam: 60 months	Cover: 6 months Back shell, hardware & foam: 60 months	Back shell & hardware: 60 months Foam, cover: 18 months	Back shell & hardware: 60 months Foam, cover & air insert 18 months
<b>Add-ons</b>	Accent colors, embroidery, privacy flap	Accent colors, embroidery, privacy flap	—	—



**Comfort**  
ACTA-BACK® LTS

**ROHO®**  
AGILITY® Standard  
Series Max Contour

**ROHO®**  
AGILITY® Custom

**Comfort**  
Comfort designs

**Comfort**  
TruShape

	E2620/E2621	E2620	E2617	E2617	E2617
h	Positioning back, planar with lateral supports	Positioning back, planar with lateral supports	Custom fabricated back cushion	Custom fabricated back cushion	Custom fabricated back cushion
	12" - 24" (2" increments)	14" - 20" (1" increments)	14" - 20" (1" increments)	10" -28" + Varies: (2" increments)	Based on individual measurements
	12" - 22" (2" increments)	16", 18", 20"	16", 18", 20"	10" - 22" + Varies: (2" increments)	Based on individual measurements
	3" L x 4" D 4"L x 5" D 4" L x 6.5" D 5"L x 6.5" D	7"	Customize cell heights: 1.25", 2.25", 3.25", 4.25"	Available on: ACTA-BACK ACTA-BACK Deep ACTA-Relief ACTA-EMBRACE	Based on individual measurements
	Moldable aluminum	Aluminum	Aluminum	Aluminum	Materials vary
	2 pt and 4 pt Quick Release 2 pt and 4 pt Fixed Power mount	Fixed Quick Release Direct Mount	Fixed Quick Release Direct Mount	2 pt and 4 pt Quick Release 2 pt and 4 pt Fixed Power mount	Fixed Power mount
	3 layer foam	Air insert(s) only	Air cells	Custom	Custom foam
	COMFORT-TEK® STRETCH-AIR®	Spacer fabric with diamond weave	Spacer fabric	COMFORT-TEK® STRETCH-AIR®	Neoprene Spacer fabric Breathe 4™ COMFORT-TEK® STRETCH-AIR®
	10"-18" wide - 250 lbs 20" wide - 300 lbs 22" wide - 350 lbs 24" wide - 400 lbs	300 lbs	300 lbs	10"-18" wide - 250 lbs 20" wide - 300 lbs 22" wide - 350 lbs 24" wide - 400 lbs	No weight limit if appropriately sized to the individual
	Yes	Yes	Yes	Yes	Yes
	Yes	Yes	Yes	Yes	Yes
	Cover: 6 months Back shell, hardware & foam: 60 months	Back shell & hardware: 60 months foam, cover & air insert: 18 months	Back shell & hardware: 60 months Custom air insert: 36 months	Cover: 6 months Back shell, hardware & foam: 60 months	Cover: 6 months Back shell, hardware and foam: 60 months
	Accent colors, embroidery, privacy flap	Privacy Shield	Privacy Shield	Accent colors, embroidery, privacy flap	Double reinforcement, Soft spots, Soft spot overlay, Ventilation holes, Extra cover

# Innovative technology


## BOA®

The BOA reel and cable system delivers smooth, even positioning adjustments. While using the ACTA-Relief back, each click offers one millimeter of precision fit for the individual.




## ROHO air inserts

The ROHO AGILITY Max Contour back system is the only deep back that features independent adjustable lateral air pads.



## Aluminum stays


Comfort offers patented moldable aluminum stays in the ACTA-BACK® backs that conform and support the individual's posture.



# Hardware & positioning

The Comfort Compass Power Mount Bracket streamlines installation on all manufacturer's power wheelchairs with 8" of height adjustability, allowing integration with every ACTA-series back support. Comfort's Compass Quick Release hardware boasts full adjustability for height, depth, and recline angle with the added convenience of making all adjustments while the user is seated in the wheelchair. The Quick Release feature enables the vertical removal of the back support within seconds for enhanced user convenience.

ROHO's AGILITY Direct Mount Hardware is seamlessly compatible with Permobil power wheelchairs featuring 3rd generation Corpus seating, and ensures easy installation with less than 1/2" loss of seat depth. The AGILITY Active Series integrated adjustable hardware uses robust Zytel® discs for secure and reliable attachment. The ROHO removable hardware is also made from durable Zytel® composite material and provides easy adjustments in angle, height, and depth all accomplished with a single tool.



BOA® is a trademark of BOA Technology, Inc.